

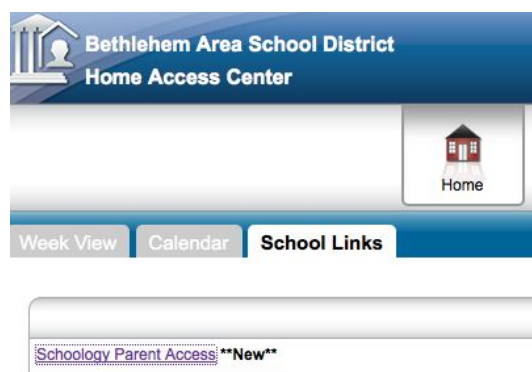
Bethlehem Area School District

Bethlehem, PA

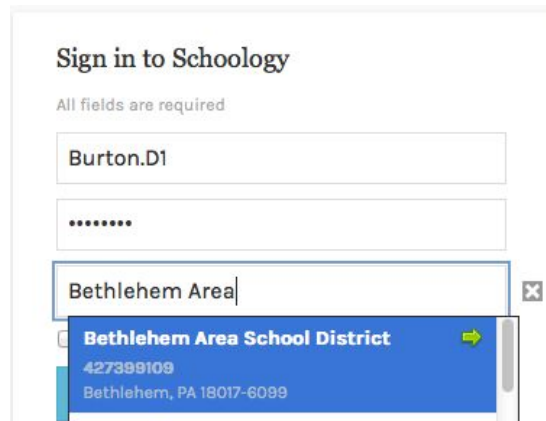
Schoology Parent Access Instructions

These instructions will assist parents in accessing their child's activity in the District's on-line learning management system, Schoology. Parents will link to Schoology from within Home Access Center (HAC). Parents will be required to enter their HAC username and password a second time at the Schoology login screen.

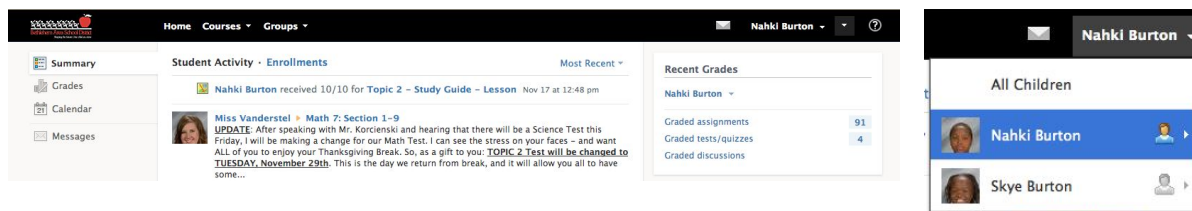
- 1.) Log into Home Access Center
- 2.) Click on the School Links tab (this will only appear for Northeast students currently)
- 3.) Click the Schoology Parent Access link.
- 4.) At the Schoology login screen:



- a.) Enter your HAC username where it indicates **Email or Username**
- b.) Enter your HAC password where it indicates **Password**
- c.) Type *Bethlehem Area* where it indicates **School or Postal Code**. When pop-up box displays Bethlehem Area School District as in the picture to the right, click that choice.
- d.) Click the **Log in** button



5.) Upon login, your child's activity page should appear. If you have multiple children, navigate to the top right corner of the screen and click on the child's name that appears and a drop-down menu should appear listing all your children.



a.) To see your child's grades, click on **Grades** on the left menu

b.) To see your child's past or future assignments, click on **Calendar** on the left menu